

MOTHERCARE PREPARATORY SCHOOLS
HOLIDAY WORK (ONE)
MIDDLE CLASS
NUMERACY

Name: _____ Stream: _____

1. Copy and learn the numbers.


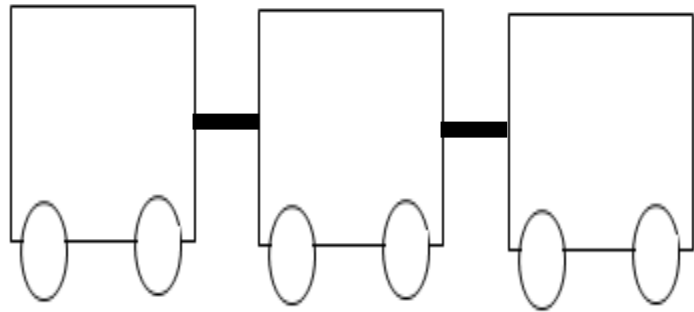
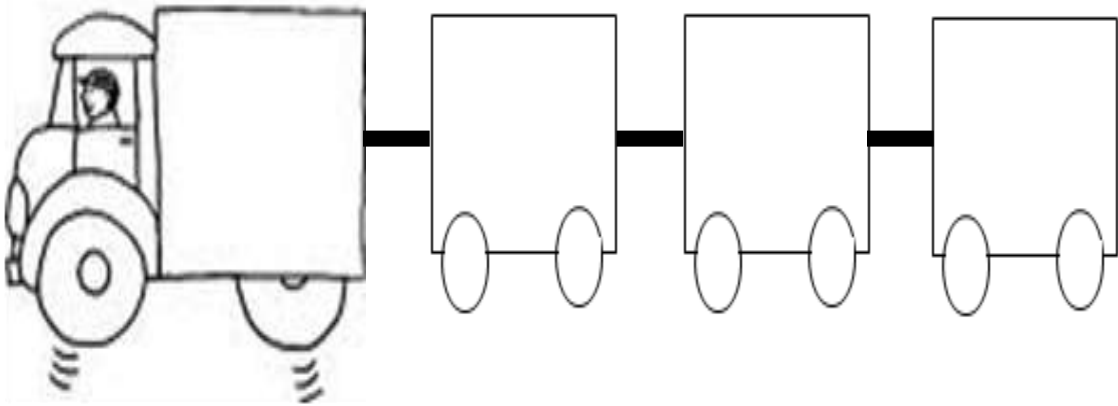
| | | | | |
|----------|----------|----------|----------|----------|
| 1 | 2 | 3 | 4 | 5 |
| | | | | |

| | | | | |
|----------|----------|----------|----------|-----------|
| 6 | 7 | 8 | 9 | 10 |
| | | | | |

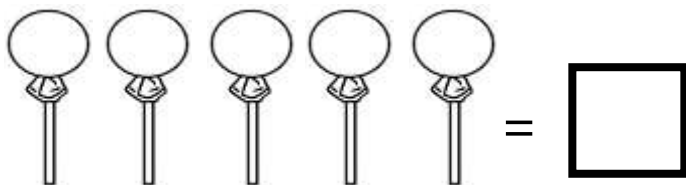
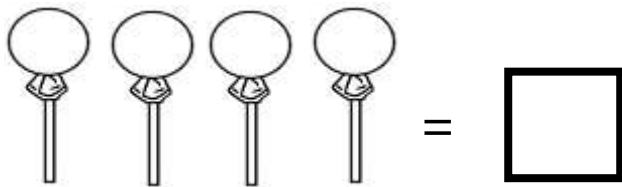
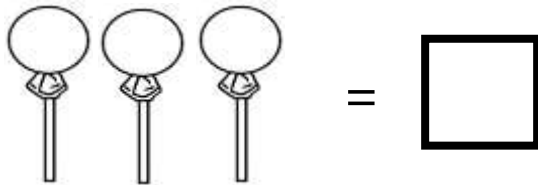
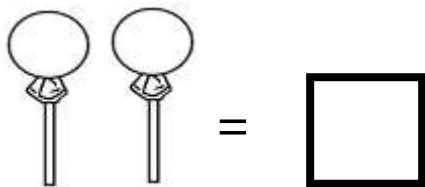
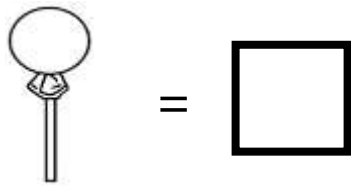
| | | | | |
|-----------|-----------|-----------|-----------|-----------|
| 11 | 12 | 13 | 14 | 15 |
| | | | | |

| | | | | |
|-----------|-----------|-----------|-----------|-----------|
| 16 | 17 | 18 | 19 | 20 |
| | | | | |

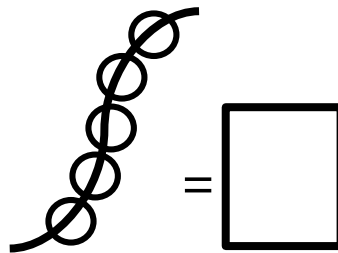
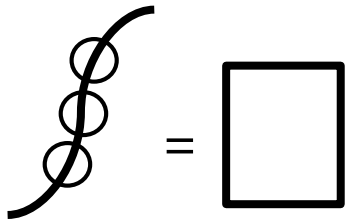
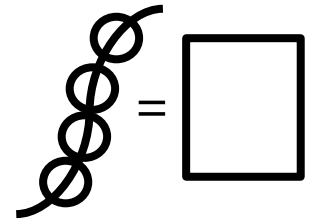
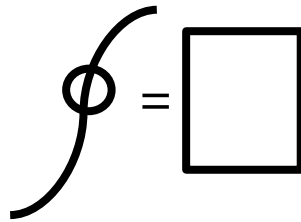
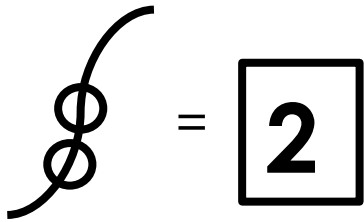
2. Write 1 - 10 in the train.



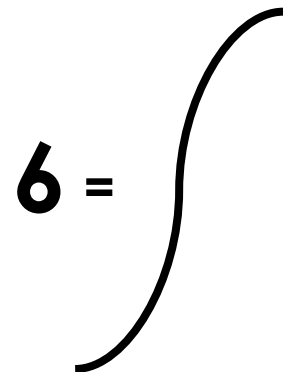
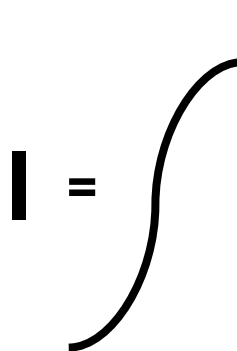
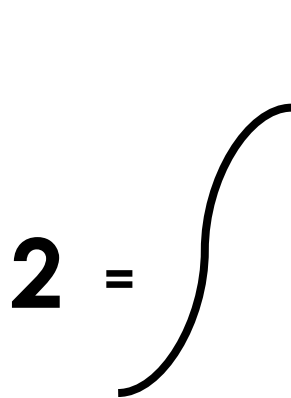
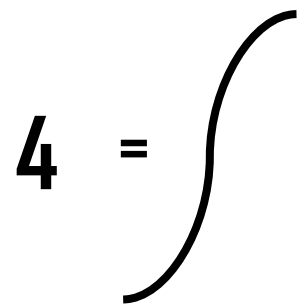
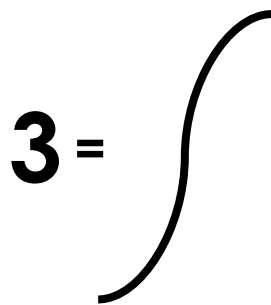
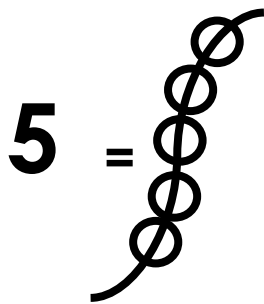
3. Count the lollipops and write the number.



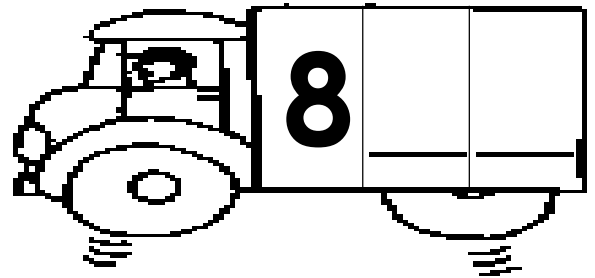
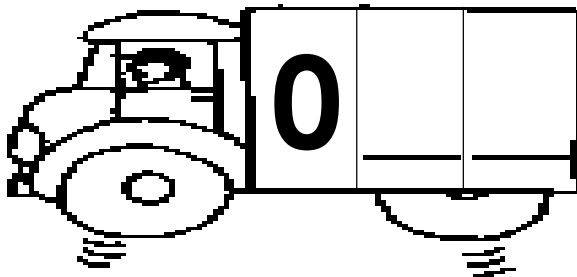



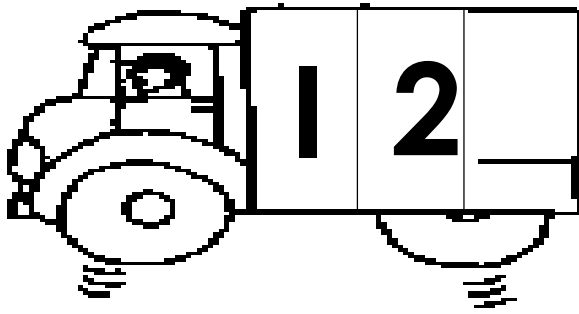
4. Count and write the number.



5. Draw beads for the number.



6. What number comes after?



7. Count together and write.

$$\triangle + \triangle = \boxed{2}$$

$$\bigcirc \bigcirc + \bigcirc \bigcirc = \square$$

$$\square \square + \square = \square$$

$$\star \star \star + \star \star = \square$$

$$\cup \cup \cup \cup + \cup \cup = \square$$

8. Spell and copy.

2 one

2 two

3 three

4 four

5 five

6 six

7 seven

8 eight

9. Complete number names and copy.

one on__ _____

zero z__r__ _____

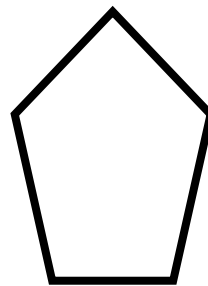
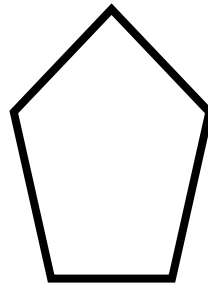
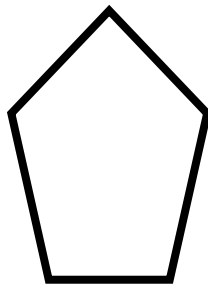
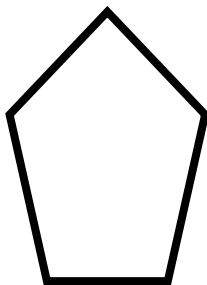
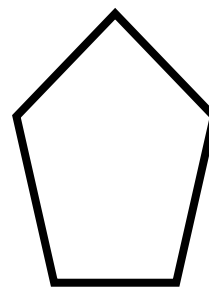
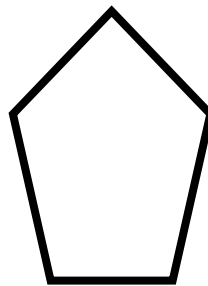
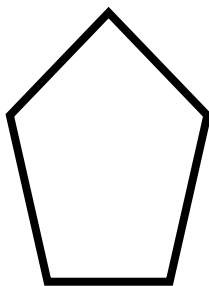
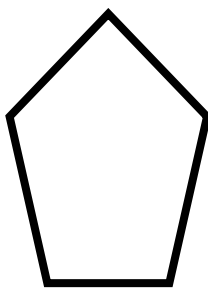
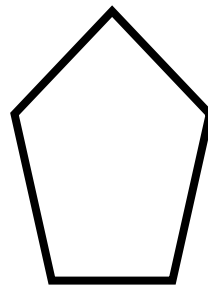
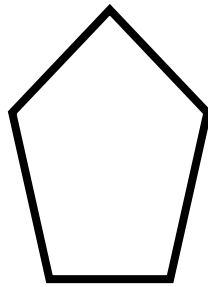
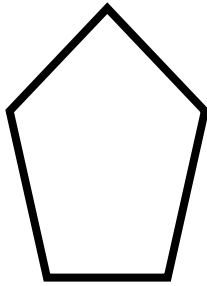
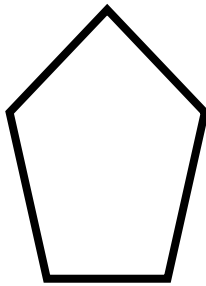




two tw__ _____

three thr__ __ _____

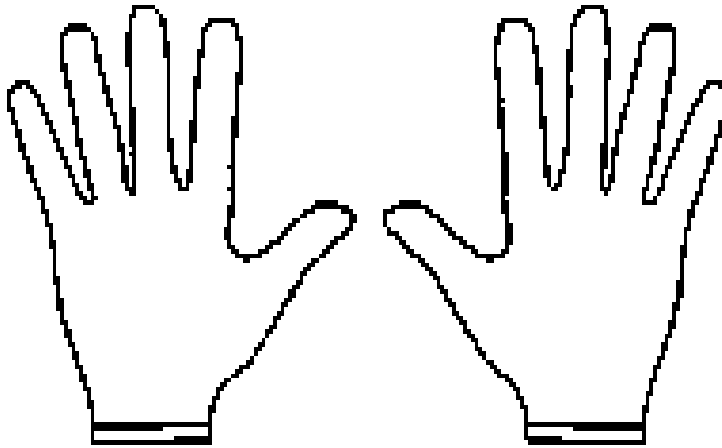
four f__ __r _____

five f__ v__ _____

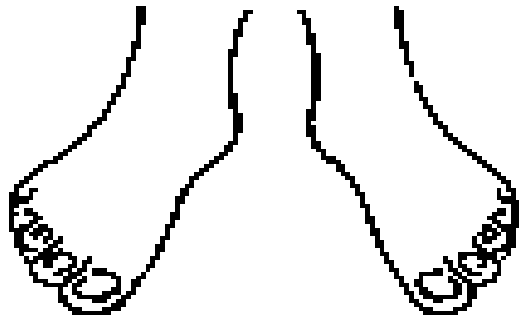
9. Copy and learn.



10. Count and colour.









I have _____ fingers.



I have _____ feet.

11. Write the number after.



12. Circle the smaller number.

② 4

3 1

8 7

5 6

10 9

4 6

13. Fill in 1 - 20.

1

3

5

7

9

11

13

15

17

19

THE END