

**MOTHERCARE PREPARATORY SCHOOLS**

**ASSESSMENT WORK TERM II 2020 SET I**

**CLASS : BABY**



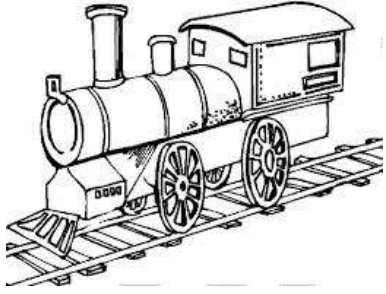
**NAME :** \_\_\_\_\_

**SUBJECT : LANGUAGE DEVELOPMENT**









1. Name and match to the same pictures.



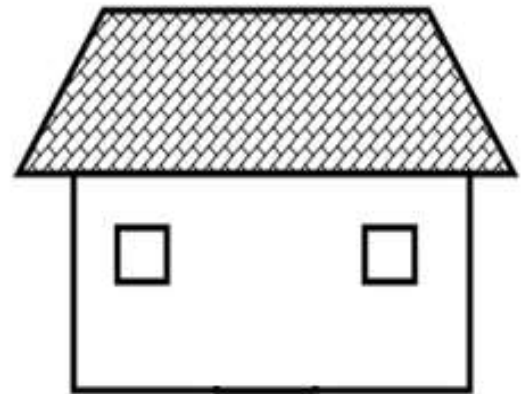




## 2. Circle the same pictures.



4. Tell me what you see.



5. Put on the missing part.



## READING (LEARNING AREA 5)

1. Sound these letters and words.

cat

e

h

k

dog

a

i

g

rat

mat

o


s

### Note:

Dear parent, please tick all the well sounded letters or words.



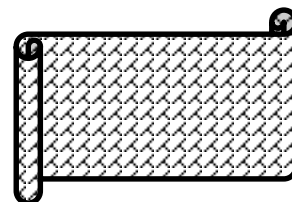
2. Circle the right sound for the picture.



c, w, u



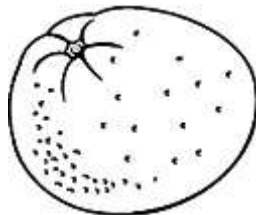
y, h, p



m, e, s



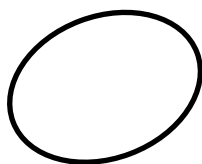
y, p, j



e, t, o



v, d, m



p, e, s



r, m, t



i, n, g

3. Read and match.

dog



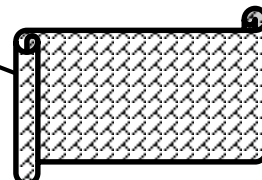
mat



hut

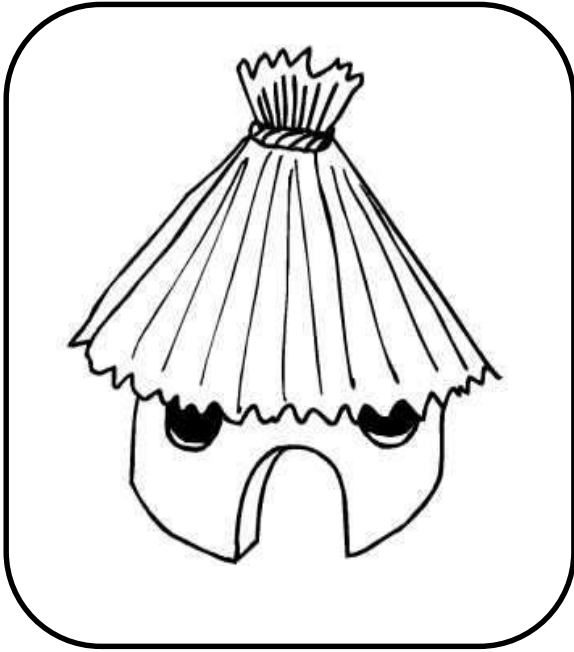


pot




4. Read and draw.


hut



cup



bag



3. Write the same number.

2	_____
---	-------

4	_____
---	-------

3	_____
---	-------


6	_____
---	-------

5	<u>5</u>
---	----------



# WRITING

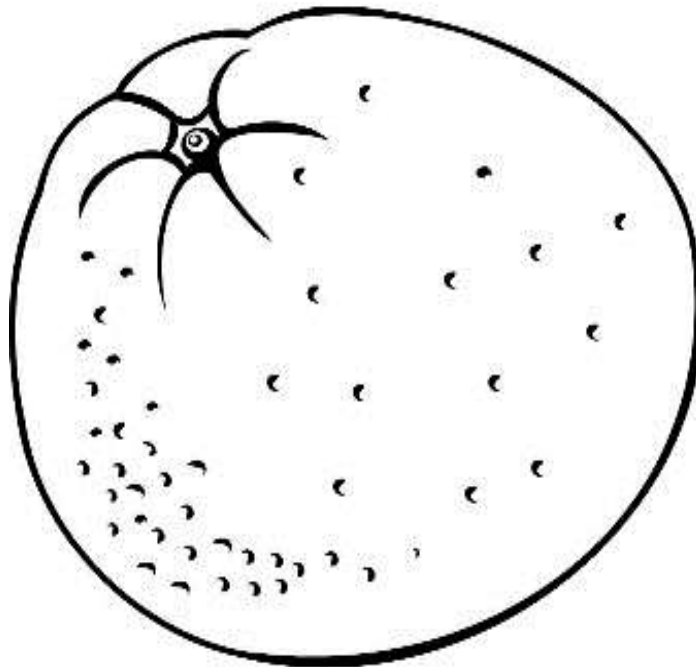


1. Colour and write the given letter.



C	C	C	C
.	.	.	.
.	.	.	.
.	.	.	.


# SHADING

Colour these fruits.




# DRAWING

Draw a church.



Draw a Mosque.



-THE END-