

# MOTHERCARE PREPARATORY SCHOOLS

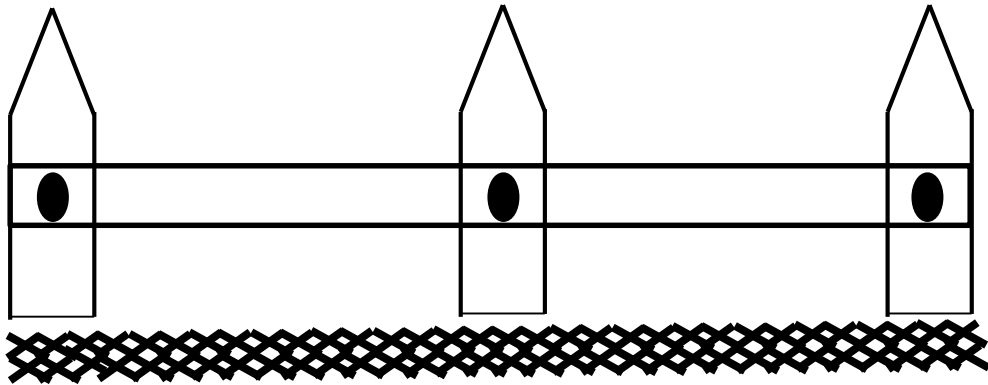
## REVISION WORK III - 2020

CLASS : BABY

SUBJECT : WRITING (LEARNING AREA 5)

NAME : \_\_\_\_\_

Colour and copy the given writing symbols.



.	.	.	.
—	—	—	—
.	.	.	.

THE END

# MOTHERCARE PREPARATORY SCHOOLS

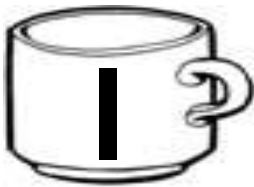
## REVISION WORK III - 2020

CLASS : BABY





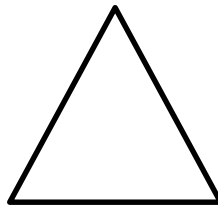
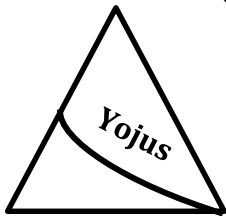



SUBJECT : NUMERACY (LEARNING AREA 4)

NAME : \_\_\_\_\_

1. Say these numbers.

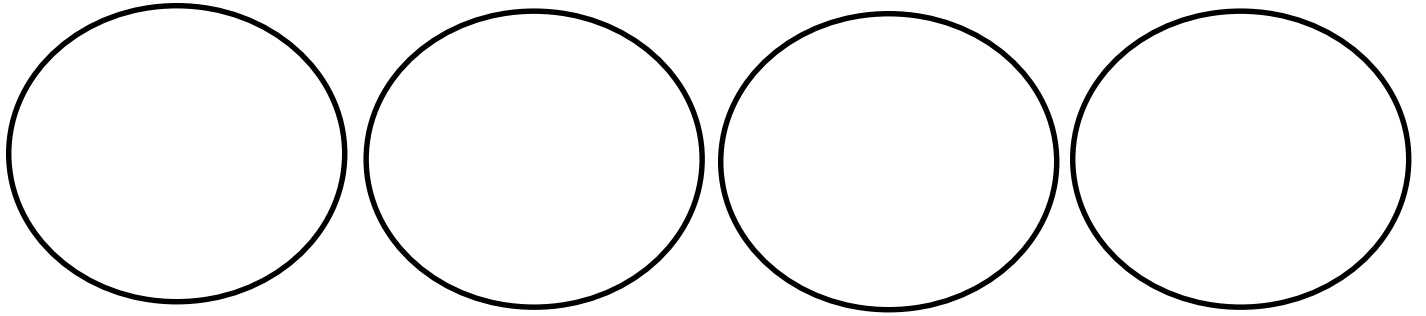


2. Match to the related and the same shapes.


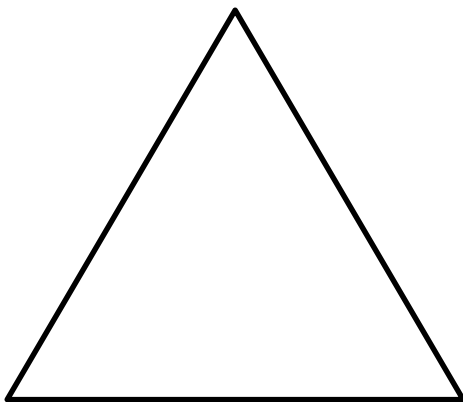
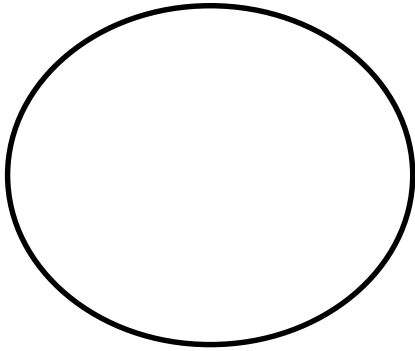


## ORAL

3. How many eyes do you have?
4. How many days make a week?
5. Show me your fingers.
6. Count your legs.
7. Mention these colours.



**Name these shapes.**



**THE END**

# MOTHELCARE PREPARATORY SCHOOLS


## REVISION WORK III - 2020

CLASS : BABY

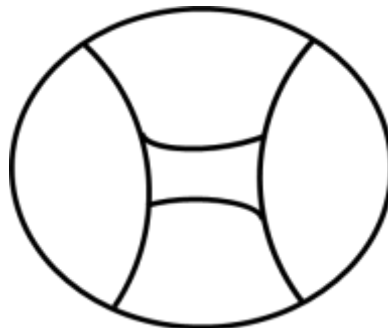
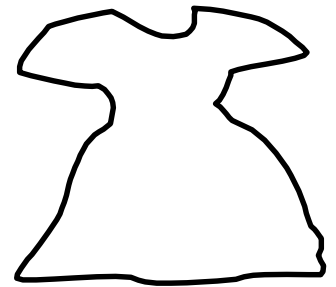

SUBJECT : LANGUAGE DEVELOPMENT

NAME : \_\_\_\_\_

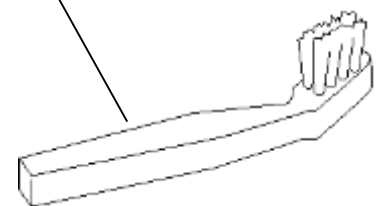
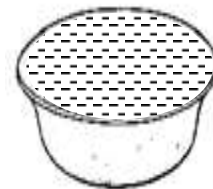
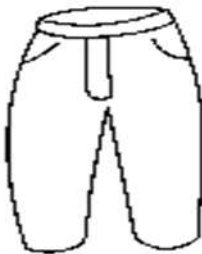

1. Tell me what you see.



2. Circle the same pictures.



3. Take me where I belong.



## ORAL

4. What is your name?
5. Where do you go to school?
6. In which class are you?
7. What colour is the sun?
8. Show me your eyes, ears, and nose.
9. What are they doing?



**THE END**

# MOTHERCARE PREPARATORY SCHOOLS

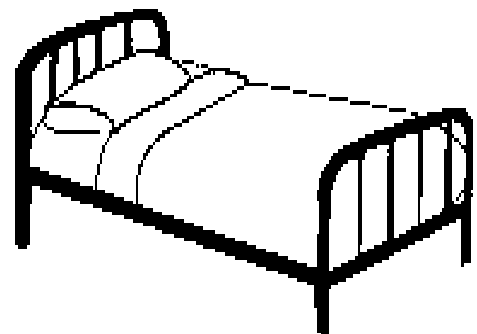
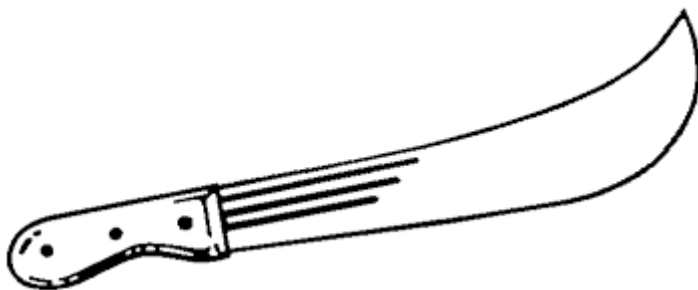
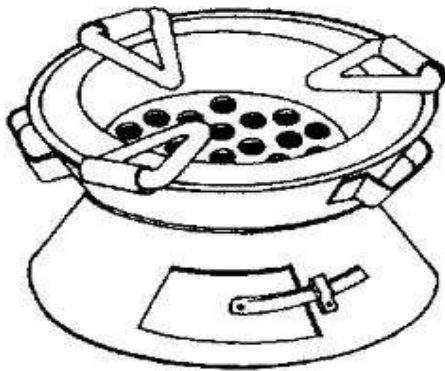
## REVISION WORK III - 2020

CLASS : BABY

SUBJECT : SHADING

NAME : \_\_\_\_\_

Enjoy colouring the things found at home.



THE END



# MOTHERCARE PREPARATORY SCHOOLS

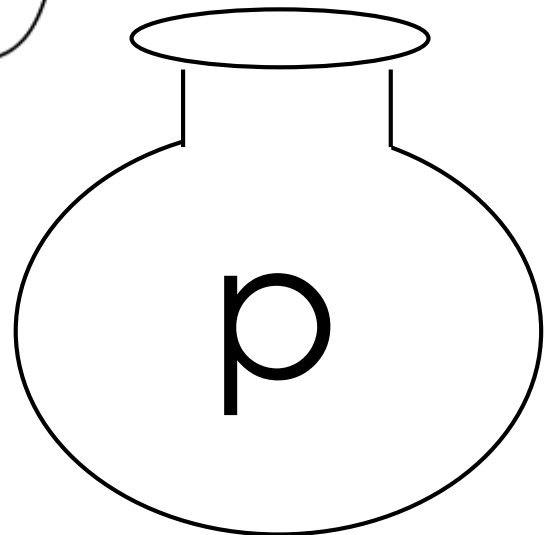
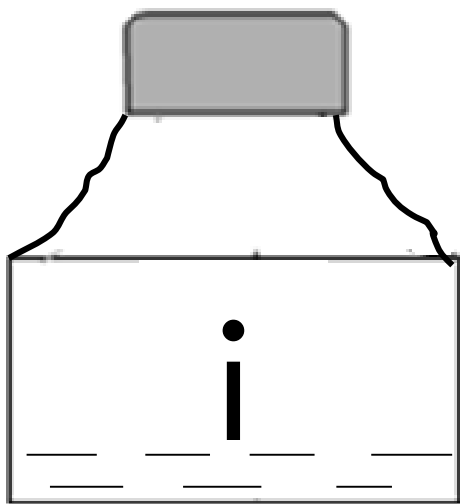



## REVISION WORK III - 2020

CLASS : BABY

SUBJECT : READING (LANGUAGE AREA 5)

NAME : \_\_\_\_\_

1. Sound these letters.



2. Match the letter sound to the right picture.

**s**


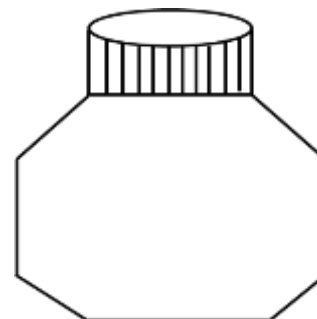

**a**

**t**

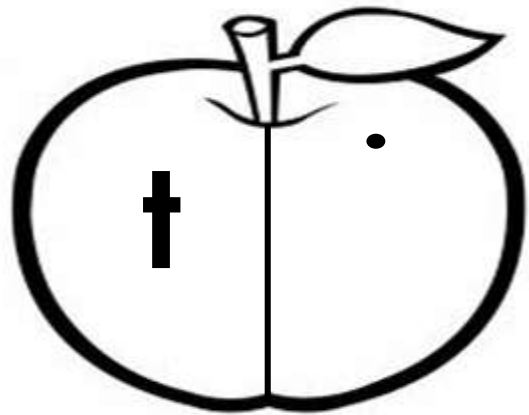
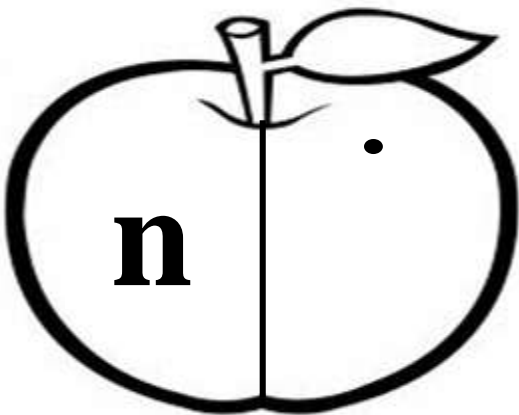
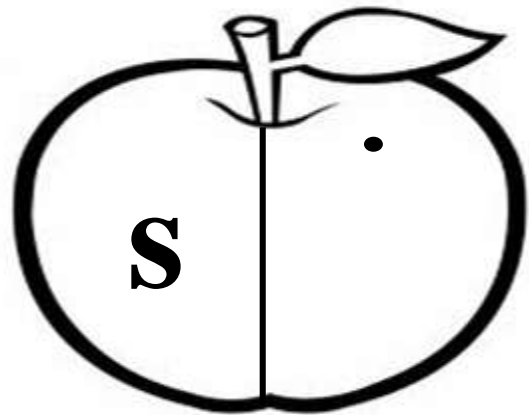
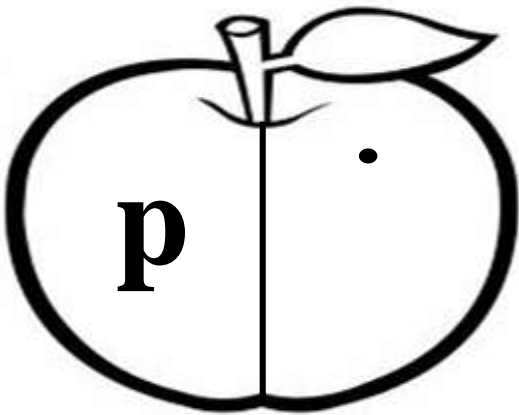
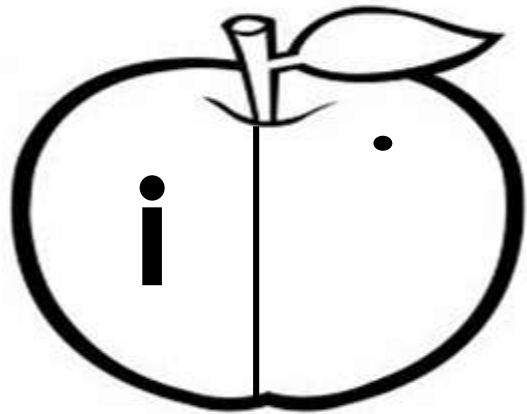
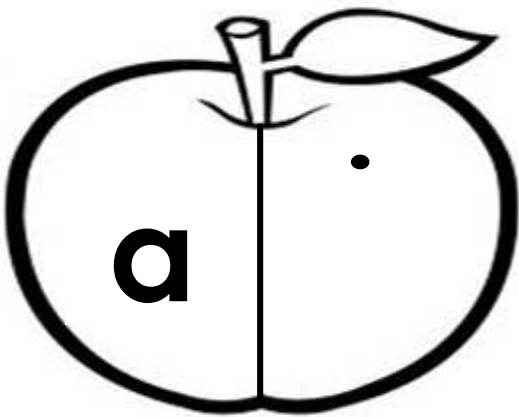
**i**

**p**

**n**



2. Read, copy and write the same letter sound.



THE END

# MOTHERCARE PREPARATORY SCHOOLS


## REVISION WORK III - 2020

CLASS : BABY

SUBJECT : DRAWING

NAME : \_\_\_\_\_

Draw a pot.



THE END

# MOTHELCARE PREPARATORY SCHOOLS


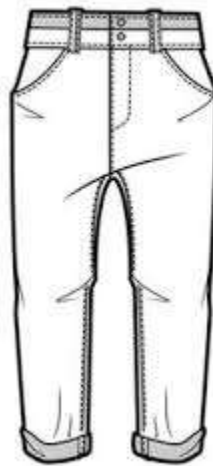

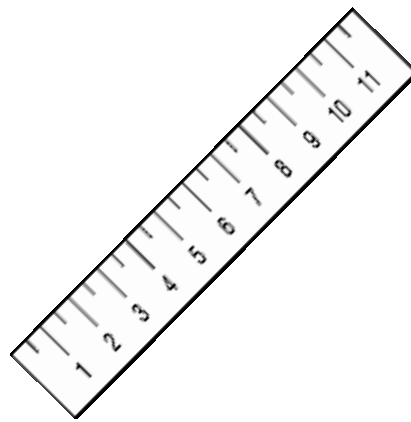
## REVISION WORK III - 2020

CLASS : BABY ONE

SUBJECT : LANGUAGE DEVELOPMENT

NAME : \_\_\_\_\_

Tell me what you see!



THE END

# MOTHERCARE PREPARATORY SCHOOLS

## REVISION WORK III - 2020

**CLASS** : **BABY ONE**

**SUBJECT** : **ORAL**

**NAME** : \_\_\_\_\_

Hello hello

**Show me your;**

fingers

eyes

leg

mouth

nose

**Do these actions;**

Jump jump

Nod nod

Run run

Clap clap

**THE END**

# MOTHECARE PREPARATORY SCHOOLS


REVISION WORK III - 2020

CLASS : BABY ONE

SUBJECT : SHADING

NAME : \_\_\_\_\_

Enjoy shading



THE END

# MOTHERCARE PREPARATORY SCHOOLS


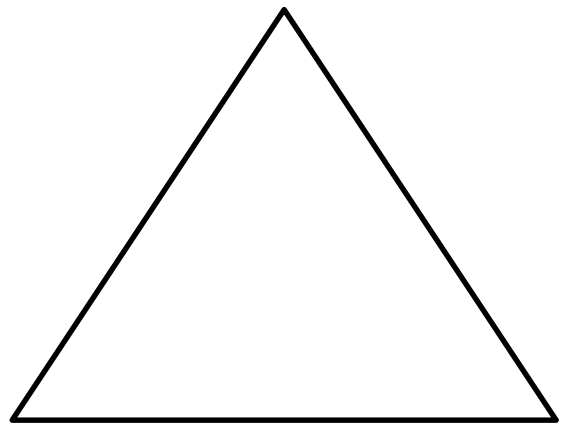

REVISION WORK III - 2020

CLASS : BABY ONE

SUBJECT : NUMERACY

NAME : \_\_\_\_\_

Colour and name these shapes.



THE END



**MOTHERCARE PREPARATORY SCHOOLS**

**REVISION WORK III - 2020**

**CLASS : BABY ONE**

**SUBJECT : READING**

**NAME : \_\_\_\_\_**

**Read and colour letter sound "s"**



**THE END**

# MOTHERCARE PREPARATORY SCHOOLS

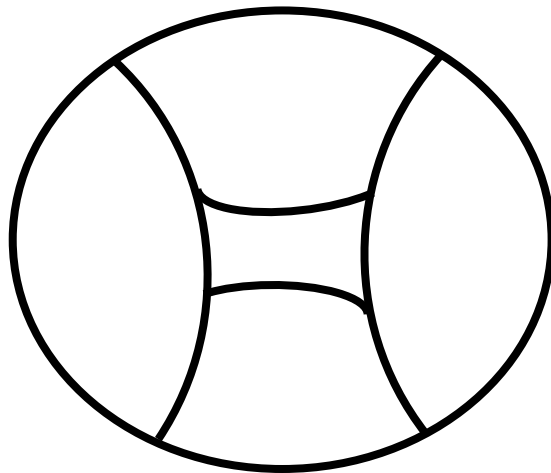
## REVISION WORK III - 2020

CLASS : BABY ONE

SUBJECT : DRAWING

NAME : \_\_\_\_\_

Draw a ball.



The end